

How to check in for your video visit

1 Use a computer or device with camera/microphone



PC and Mac
Chrome | Firefox | Safari




Android
Chrome

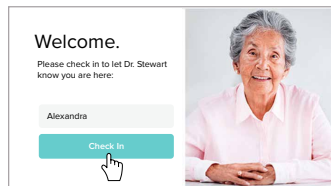


iOS
Safari

2 Enter your clinician's doxy.me web address into the browser

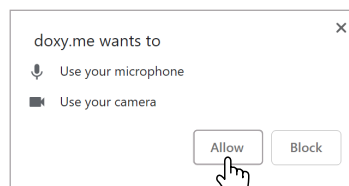
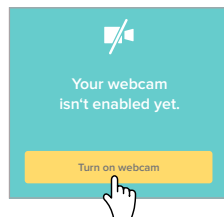


3 Type in your name and click check in



- ✓ Secure
- ✓ No software to download
- ✓ HIPAA compliant
- ✓ No registration needed

4 Allow your browser to use your webcam and microphone



5 Your care provider will start your visit

Call Tips

- Have a good internet connection
- Restart your device before the visit
- Use the [Start Test](#) button in the waiting room
- Need help? Send us a message <https://doxy.me>